

HOME

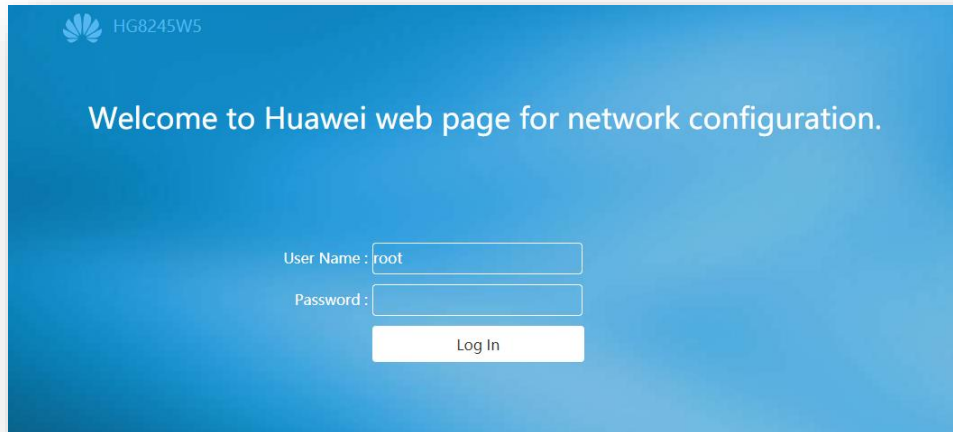
Dear Customer,

Welcome Aboard! Thank you for connecting to Safaricom Home Fiber.

Here are Easy Steps to Change WI-FI Name & Password.

TO CHANGE YOUR WIFI NAME AND PASSWORD THROUGH YOUR BROWSER FOLLOW THE STEPS BELOW:

1. **Connect your device (computer, phone, tablet) to your Home fiber.** Click this link <http://192.168.100.1> or <https://192.168.100.1> . You will be presented with the login page below:
2. **Account:** root (details also available at the back side of your router)
Password: e.g. admin- (Check your password at the back of your router)



HG8245W5

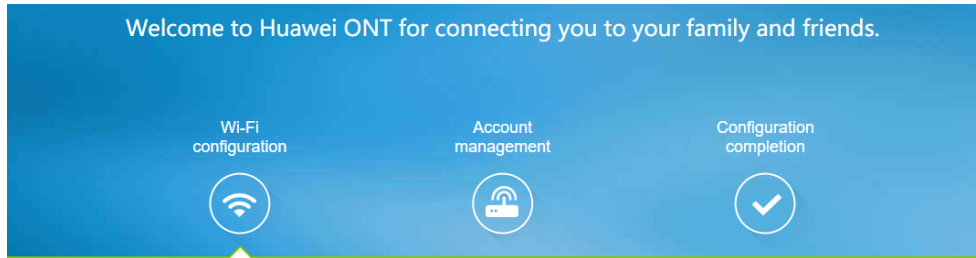
Welcome to Huawei web page for network configuration.

User Name:

Password:

Log In

3. Once successfully logged in, you will be directed to **the page with your current Password.** Do not change anything, **click on Next** to go to next page.



Set the Wi-Fi name and password

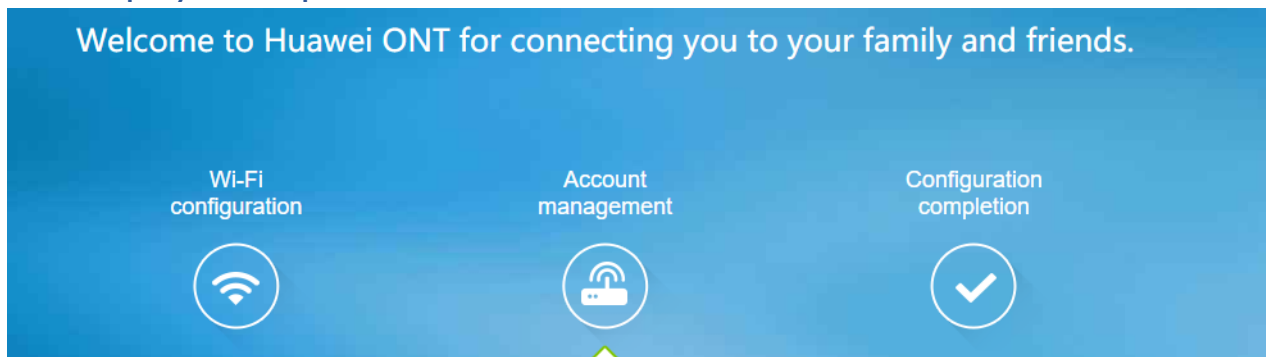
2.4G Wi-Fi Name: (1-32 characters)

2.4G Wi-Fi Password: Hide (8-63 characters or 64 hexadecimal characters)

5G Wi-Fi Name: (1-32 characters)

5G Wi-Fi Password: Hide (8-63 characters or 64 hexadecimal characters)

4. **Input your new password** and Click Next.



Change your login password.

The login password cannot be the default one. Change it immediately.

User Name: root

Old Password:

New Password:

Confirm Password:

Password requirements

1. The password must contain at least 6 characters.
2. The password must contain at least two of the following combinations: digits, uppercase letters, lowercase letters and special characters. Special characters can be the following: ` ~ ! @ # \$ % ^ & * () - _ = + \ | [{ }] ; : ' " < , . > / ? .
3. The password cannot be any user name or user name in reverse order.

5. Once done, go back to Homepage & **restart your router**. Key in your new password on all your devices and continue enjoying Safaricom Home Fibre. Simple for You.

Welcome to Huawei ONT for connecting you to your family and friends.

Wi-Fi
configuration



Account
management



Configuration
completion



Current network connection mode: Wi-Fi

If you have modified Wi-Fi parameters, try the connection again.

You can navigate to the home page and start using the ONT.

Previous

Return to Home Page

Should you require more information, please do not hesitate to contact us on **400** or click here <https://wa.me/254722000100> to chat Zuri or email us on safaricomhome@safaricom.co.ke

Thank you for choosing Safaricom Home Fiber. Enjoy!